

HENRY BAKER COLLEGE MELUKAVU

Feedback Report **2015-16**

*Report of feedback from
Students, Teachers, Parents, Alumni
and Employers*

25/03/2016

STUDENT FEEDBACK ON CURRICULUM

2015-16

Feedback from stake holders is an essential element of learning process. The college collects feedback on the content of the course, relevance of the curriculum, allocation of credits, competencies expected, effectiveness of the evaluation system and inculcation of values. The feedback collected was analysed and taken into the consideration for the development of our learning system.

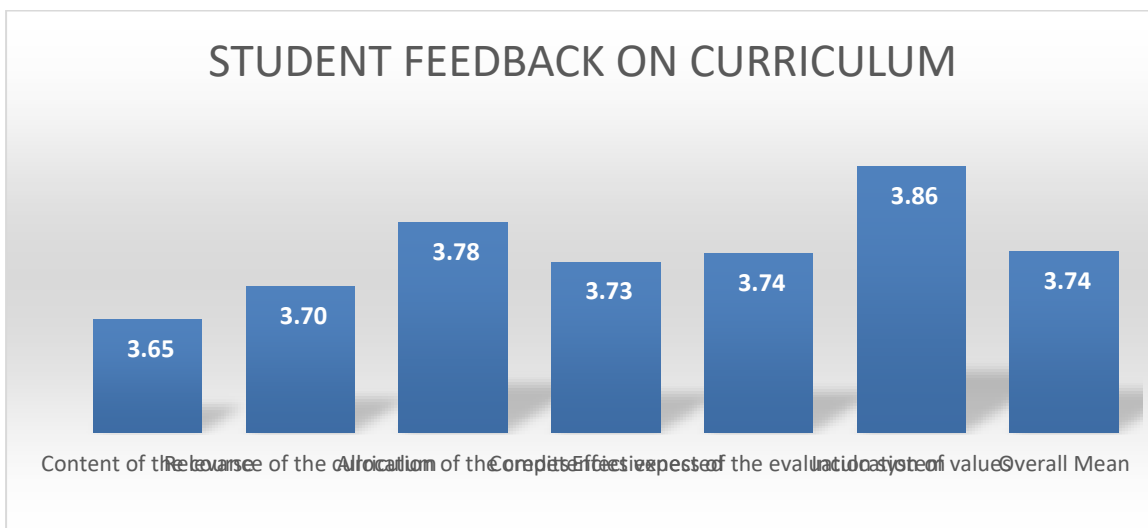
In the academic year 2015-16, 394 students participated in the feedback survey. There were 6 measures on the feedback form which are the content of the course, relevance of the curriculum, allocation of the credits, competencies expected, effectiveness of the evaluation system and inculcation of values.

A five point measurement scale was used in the questionnaire, in which highly satisfied is scored as 5, satisfied 4, neither satisfied nor dissatisfied 3, dissatisfied 2 and highly dissatisfied 1.

The table below shows the feedback analysis:

Sl No	Measure	Score
1	Content of the course	3.65
2	Relevance of the curriculum	3.70
3	Allocation of the credits	3.78
4	Competencies expected	3.73
5	Effectiveness of the evaluation system	3.74
6	Inculcation of values	3.86
-	Overall Mean	3.74

Source: Survey

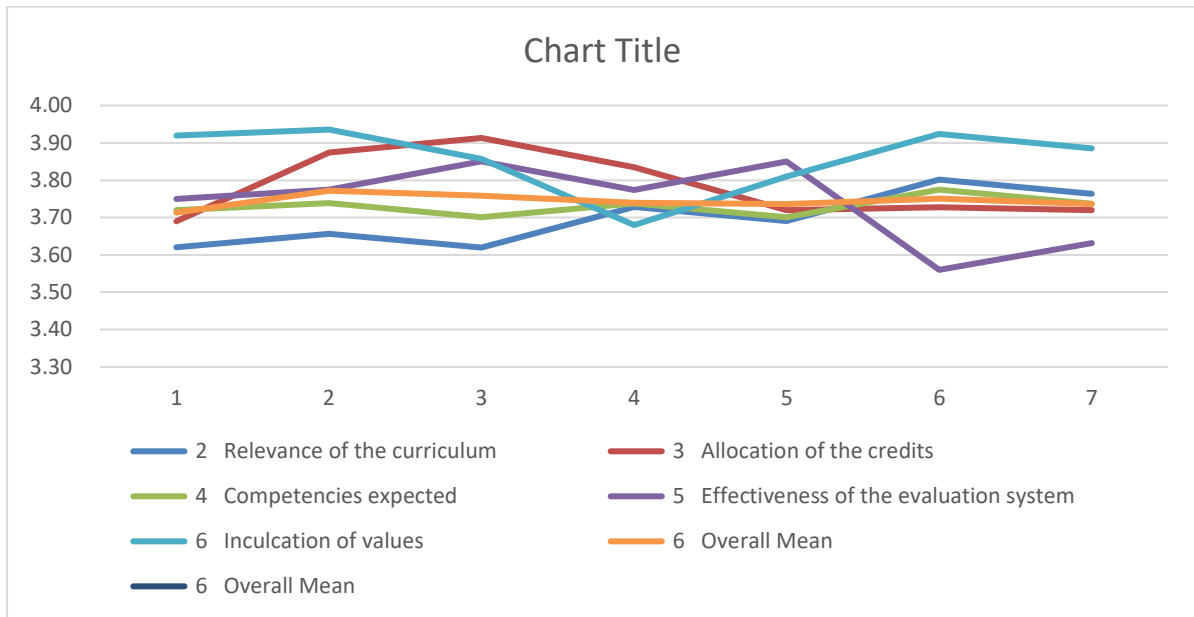


3

Course wise analysis of student feedback on curriculum

Sl No	Measure	B.Com	M.Com	BA English	BA History	MA History	BSc Physics	B.Com (CA)
1	Content of the course	3.58	3.65	3.61	3.68	3.65	3.72	3.68
2	Relevance of the curriculum	3.62	3.66	3.62	3.73	3.69	3.80	3.76
3	Allocation of the credits	3.69	3.87	3.91	3.83	3.72	3.73	3.72
4	Competencies expected	3.72	3.74	3.70	3.74	3.70	3.77	3.74
5	Effectiveness of the evaluation system	3.75	3.78	3.85	3.77	3.85	3.56	3.63
6	Inculcation of values	3.92	3.94	3.86	3.68	3.81	3.92	3.89
	Overall Mean	3.71	3.77	3.76	3.74	3.74	3.75	3.74

Analysis Report (Student)



The analysis of the students' feedback clearly depicts that they are satisfied with the curriculum. It is observed that the course content needs updating by inculcating values and competencies required by the industry.

TEACHER FEEDBACK ON CURRICULUM

2015-16

A total response of **34 teachers** was taken for the analysis from the feedback form for the academic year 2015-16

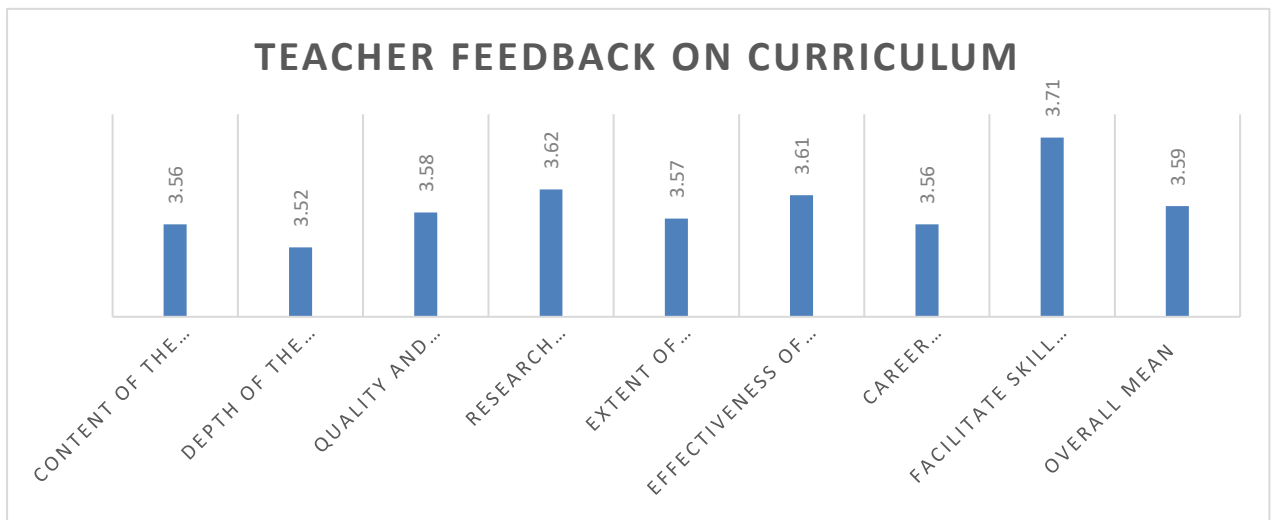
There were 8 measures on the feedback form which are the content of the course, depth of the course content, quality and relevance of the courses, research orientation, extent of participatory learning, effectiveness of evaluation system, career orientation and facilitate skill development.

A five point measurement scale was used in the questionnaire, in which highly satisfied is scored as 5, satisfied 4, neither satisfied nor dissatisfied 3, dissatisfied 2 and highly dissatisfied 1.

The table below shows the feedback analysis:

Sl No	Measure	Score
1	Content of the course	3.56
2	Depth of the course content	3.52
3	Quality and relevance of the courses	3.58
4	Research Orientation	3.62
5	Extent of participatory Learning	3.57
6	Effectiveness of Evaluation System	3.61
7	Career Orientation	3.56
8	Facilitate Skill Development	3.71
	Overall Mean	3.59

Source: Computation on SPSS



The analysis of the teachers' feedback reflects the improvement of curriculum. The feedback from the teachers revealed the validity and adequacy of the syllabus. Also, it is quite helpful in reframing the course content according to the societal needs.

ALUMNI FEEDBACK ON CURRICULUM

2015-16

A total response of **124 Alumni** was taken for the analysis from the feedback form for the academic year 2015-16.

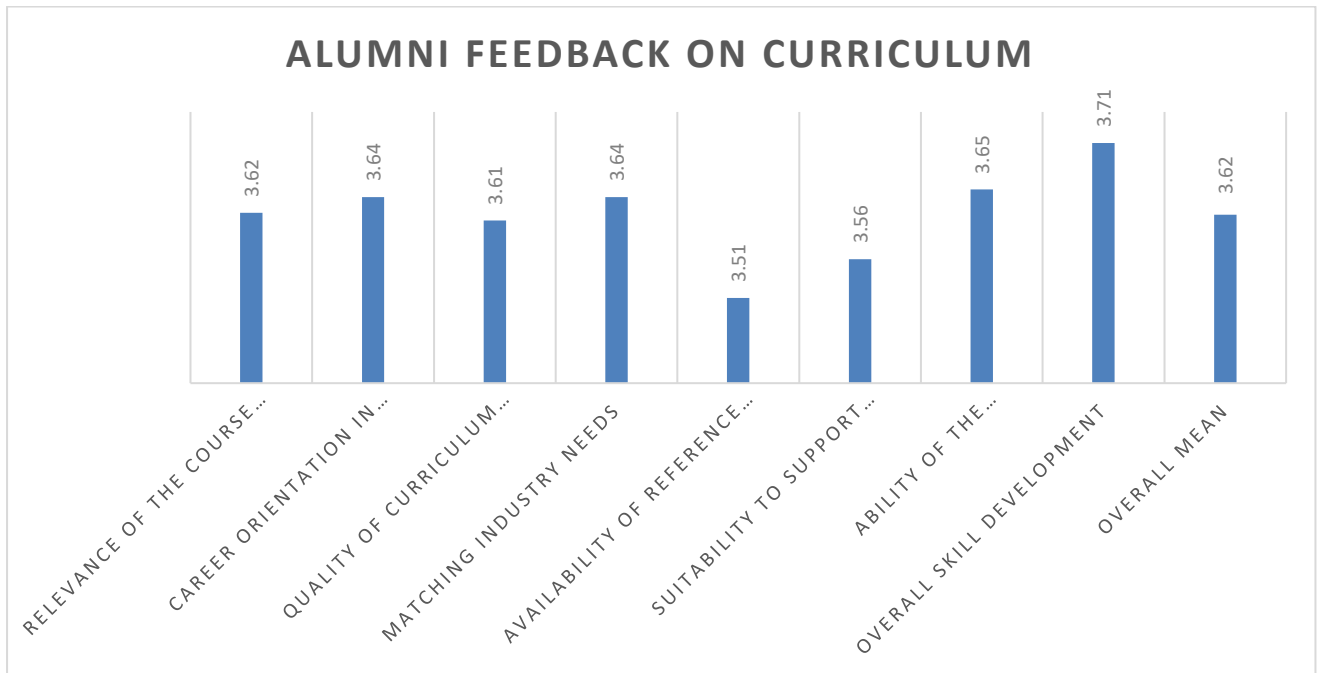
There were 8 measures on the feedback form which are relevance of the course content, career orientation in the syllabus, quality of curriculum delivering, matching industry needs, availability of reference books, suitability to support higher learning, ability of the curriculum to foster entrepreneurship and overall skill development.

A five point measurement scale was used in the questionnaire, in which highly satisfied is scored as 5, satisfied 4, neither satisfied nor dissatisfied 3, dissatisfied 2 and highly dissatisfied 1.

Below table shows the feedback analysis

Sl No.	Measure	Mean Score
1	Relevance of the course content	3.62
2	Career orientation in the syllabus	3.64
3	Quality of curriculum delivering	3.61
4	Matching industry needs	3.64
5	Availability of reference books	3.51
6	Suitability to support higher learning	3.56
7	Ability of the curriculum to foster entrepreneurship	3.65
8	Overall skill development	3.71
	Overall Mean	3.62

Source: Computation on SPSS



It has been observed the Alumni is neutral about Relevance of the course content, career orientation in syllabus, quality of curriculum delivering, matching industry needs, availability of reference books, ability of curriculum to foster entrepreneurship and overall skill development. This shows that we need to improve the curriculum

EMPLOYER FEEDBACK ON CURRICULUM

2015-16

A total response of **10 employers** who have given placement for the students of the college was taken for the analysis from the feedback form for the academic year 2015-16.

There were 9 measures on the feedback form which are career orientation, meeting industry needs, promote skills for competitive exams, critical thinking and reasoning, curriculum leads to societal development, the curriculum has relevance to meet industrial needs, the curriculum promotes team and leadership, fostering culture of innovation and cop with new methods and technology.

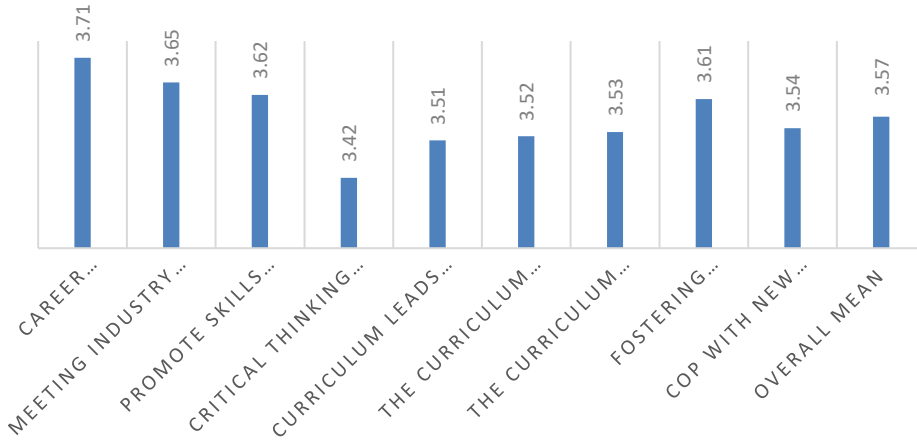
A five point measurement scale was used in the questionnaire, where highly satisfied is scored as 5, satisfied 4, neither satisfied nor dissatisfied 3, dissatisfied 2 and highly dissatisfied 1.

The table below shows the feedback analysis:

Sl No.	Measure	Mean Score
1	Career orientation	3.71
2	Meeting industry needs	3.65
3	Promote skills for competitive exams	3.62
4	Critical thinking and reasoning	3.42
5	Curriculum leads to societal development	3.51
6	The curriculum has relevance to meet industrial needs	3.52
7	The curriculum promotes team work and leadership	3.53
8	Fostering culture of innovation	3.61
9	Cop with new methods and technology	3.54

Source: Computation on SPSS

EMPLOYER FEEDBACK ON CURRICULUM



PARENT FEEDBACK ON CURRICULUM

2015-16

A total response of **394 parents** of students in the college was taken for the analysis from the feedback form for the academic year 2015-16

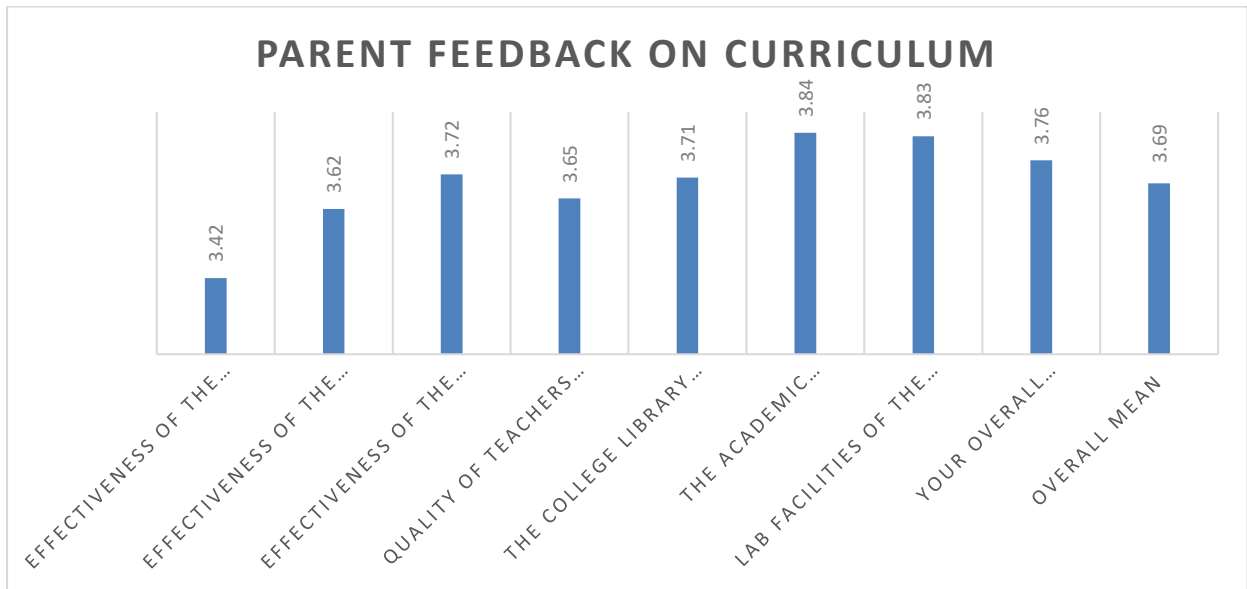
There were 8 measures on the feedback form which are effectiveness of the syllabus for higher studies, effectiveness of the syllabus for career readiness, effectiveness of the syllabus for facing competitive exams, quality of teachers and teaching, the college library and its services, the academic atmosphere of the college, lab facilities of the college and your overall impression about the college.

A five point measurement scale was used in the questionnaire, where highly satisfied is scored as 5, satisfied 4, neither satisfied nor dissatisfied 3, dissatisfied 2 and highly dissatisfied 1.

The table below shows the feedback analysis:

Sl No.	Measure	Mean Score
1	Effectiveness of the syllabus for higher studies	3.42
2	Effectiveness of the syllabus for career readiness	3.62
3	Effectiveness of the syllabus for facing competitive exams	3.72
4	Quality of teachers and teaching	3.65
5	The college library and its services	3.71
6	The academic atmosphere of the college	3.84
7	Lab facilities of the college	3.83
8	Your overall impression about the college	3.76
	Overall Mean	3.69

Source: Computation on SPSS



The feedback analysis reports from the parents clearly depicts their satisfaction towards the Curriculum. From the analysis it is clear that their expectations towards the institution have been fulfilled especially in the area of the facilities provided.